

3. Operation Setting

► Below are the additional functions of the machine and the additional instructions for running at a fixed value.

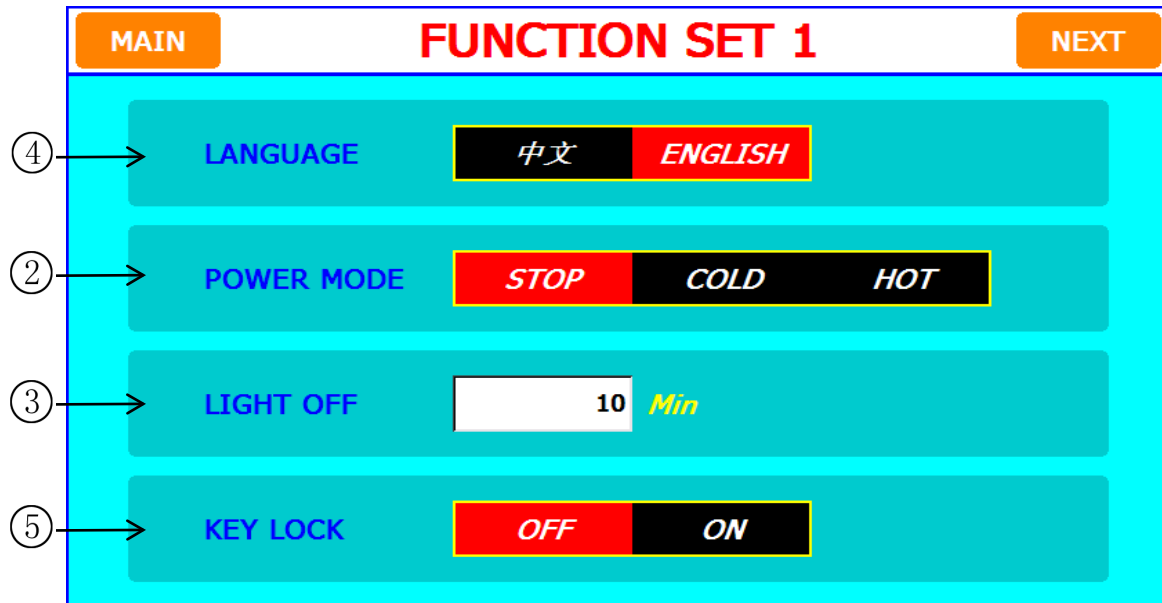


Figure 1-1 Operation Settings

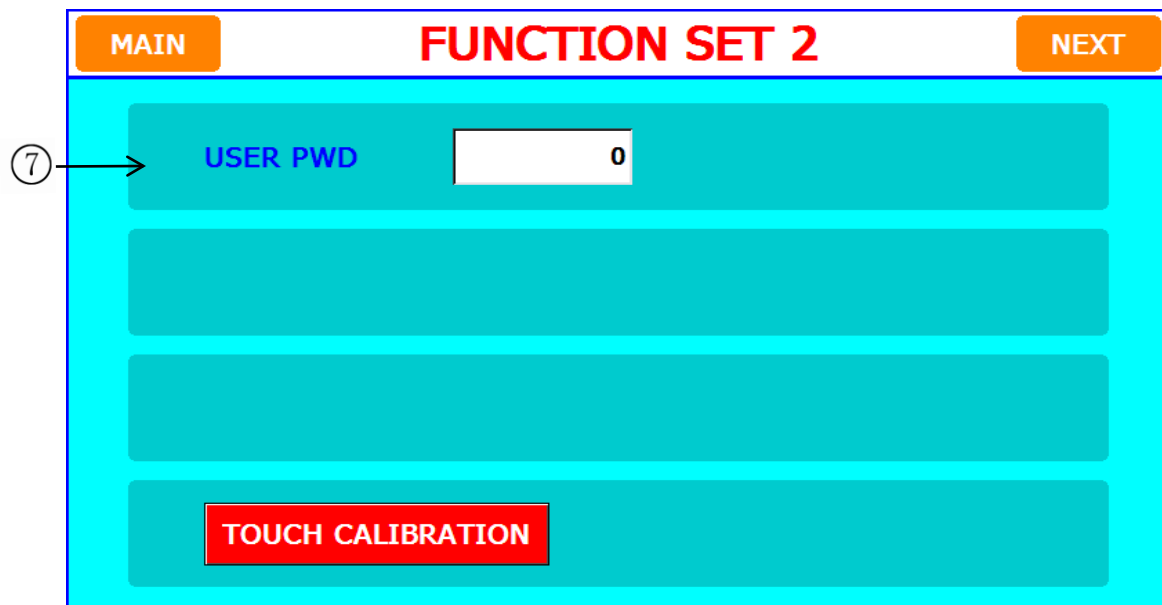


Figure 1-2 Operation Settings

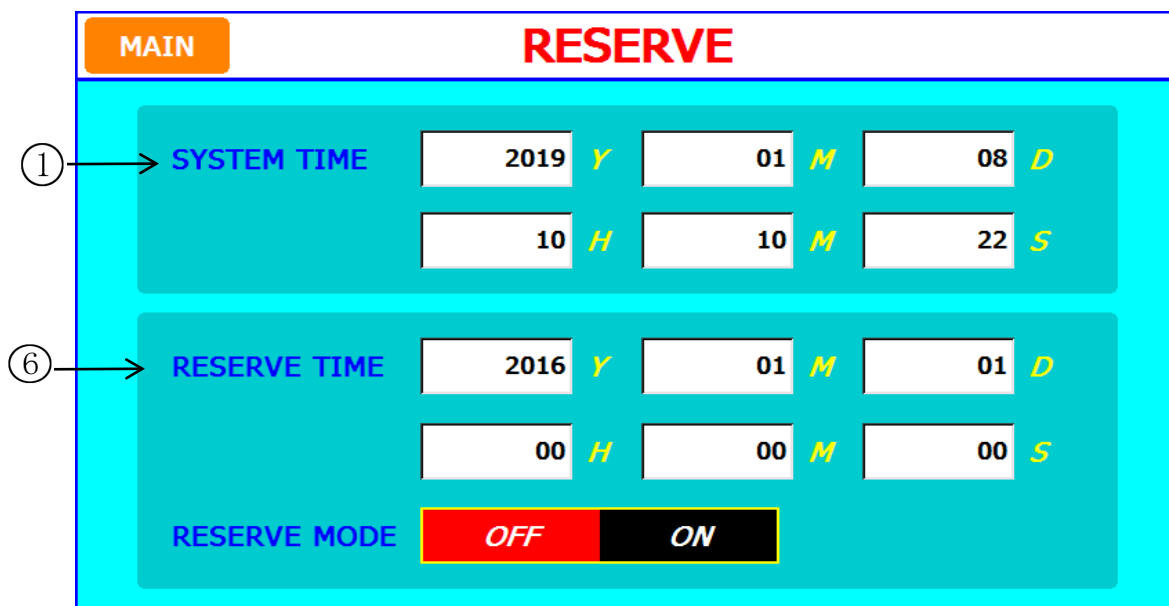


Figure 1-3 Operation Settings

NO	Content	Explain	Remarks			
①	Time adjustment	Setting System Time	-----			
②	Starting mode	Choose the mode when power is restarted after power failure. (There is a maximum time error of 1 minute for heating up)	Interruption	Program/ Fixed Stop	Program operation	Fixed value operation
			Stop it	Program/ Fixed Stop	Program stop	Fixed value operation
			Cold start	Program/ Fixed Stop	Starting from paragraph 1	Fixed value operation
			Hot up	Program/ Fixed Stop	Continue operation before blackout	Fixed value operation
③	Backlight time	Set the automatic shutdown time for backlighting	In order to prolong the backlighting life, the initial setting is 10 minutes.			
④	Language choice	You can choose English or Chinese as the operating interface language.	-----			
⑤	Lock key	Lock key switch	No parameters can be modified after the lock is turned on.			
⑥	Time of appointment	Setting an appointment time	The appointment time can be fixed value experiment or program experiment after the specified time.			
⑦	User password	Setting User Password	After setting the user password, enter the user password every time you wake up the screen.			